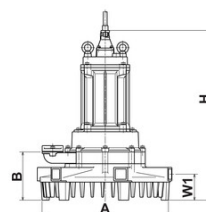
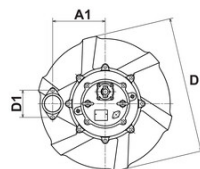
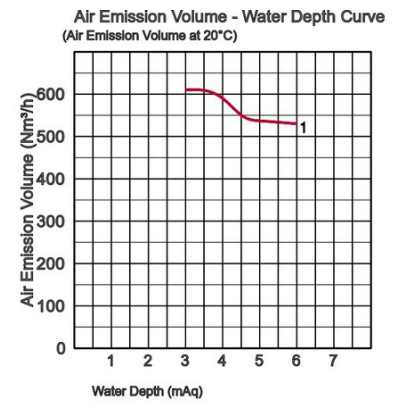


Specifications:

Model	Colour code curve	Bore mm	Motor output kW	Rated current A	Head max. m	Capacity max. l/min	Dry weight kg w/o cable	Max. solid handling ø mm	Pressure resistance max. m	Cable length m
150TRN440	1			80,0			583,0			20

ø Air inlet		150mm	
Pumping Fluid	Temperature	0-40°C	
	Type of Fluid	Municipal sewage, sewage of food industry	
Pump	Components	Impeller	Vortex impeller
		Shaft Seal	Double mechanical seal
		Bearings	Shielded ball bearings
	Material	Impeller	Stainless steel DIN-GX12Cr14
		Suction Plate	Stainless steel DIN-GX12Cr14
		Guide vane	Grey iron casting EN-GJL-200
		Air inlet	Grey iron casting EN-GJL-200
Shaft Seal	Silicon carbide in oil bath		
Motor	Type, Poles		Induction motor, 4 poles, IP68
	Insulation		Insulation class F
	Lubrication		Turbine oil (ISO VG32)
	Motor Protector (built-in)		Circle thermal cut-out
	Phase / Voltage		3-phase / 400V / 50Hz / s.d.
	Material	Casing	Grey iron casting EN-GJL-200
		Shaft	Stainless steel EN-X20Cr13
Cable		Rubber, H07RN-F	
Air pipe connection		Inside thread, flange	

Submersible Aerators - self priming
- low maintenance - easy installation



Dimensions in mm:

Model	A	A1	B	D	D1	H	W1
150TRN440	980	410	452	1050	280	1482	269

W1: lowest running water level