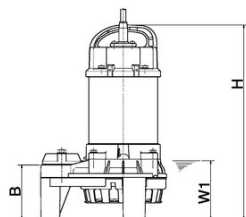
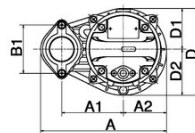
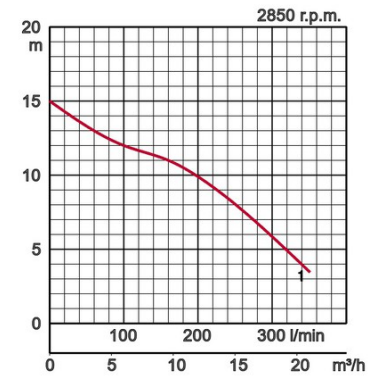


## Specifications:

Model	Colour code curve	Bore mm	Motor output kW	Rated current A	Head max. m	Capacity max. l/min	Dry weight kg w/o cable	Max. solid handling ø mm	Pressure resistance max. m	Cable length m
50TM2.75	● 1			1,9	15,0	350	7,8		10	

ø Discharge bore mm		50mm		
Pumping Fluid	Temperature	0-40°C		
	Type of Fluid	Saltwater, Seawater		
Pump	Components	Impeller	Vortex impeller	
		Shaft Seal	Double mechanical seal	
		Bearings	Shielded ball bearings	
	Material	Impeller	Glass fibre reinforced plastic	
		Upper casing	Glass fibre reinforced plastic	
		Lower casing	Glass fibre reinforced plastic	
		Shaft Seal	Silicon carbide in oil bath	
Motor	Phase / Voltage		3-phase / 400V / 50Hz / d.o.l.	
	Motor Protector (built-in)		Circle thermal cut-out	
	Lubrication		Turbine oil (ISO VG15)	
	Type, Poles		Induction motor, 2 poles, IP68	
	Insulation		Insulation class E	
	Material	Casing	Titanium	
		Shaft	Titanium	
Cable		Rubber, 10m H07RN8-F		
Discharge Connection		Inside thread, flange		



## Dimensions in mm:

Model	A	A1	B	B1	D	D1	H	W1
50TM2.75	236	115	102	90	162	86	374	110

W1: lowest running water level