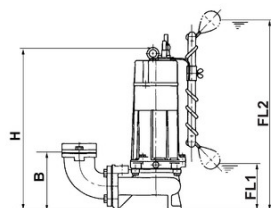
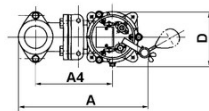
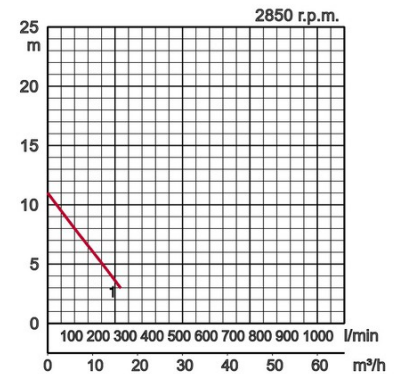


## Specifications:

Model	Colour code curve	Bore mm	Motor output kW	Rated current A	Head max. m	Capacity max. l/min	Dry weight kg w/o cable	Max. solid handling ø mm	Pressure resistance max. m	Cable length m
50UA2.4	● 1			1,1	11,0	270	20,0		10	

Vortex impeller with wide pump casing, preventing clogging by solids and fibrous matter.

ø Discharge bore mm		50mm	
Pumping Fluid	Temperature	0-40°C	
	Type of Fluid	Municipal sewage, water with solids	
Pump	Components	Impeller	Vortex impeller
		Shaft Seal	Double mechanical seal
		Bearings	Shielded ball bearings
	Material	Impeller	Grey iron casting EN-GJL-200
		Casing	Grey iron casting EN-GJL-200
	Shaft Seal	Silicon carbide in oil bath	
Motor	Phase / Voltage		3-phase / 400V / 50Hz / d.o.l.
	Motor Protector (built-in)		Circle thermal cut-out
	Type, Poles		Induction motor, 2 poles, IP68
	Insulation		Insulation class E
	Lubrication		Turbine oil (ISO VG32)
	Material	Casing	Grey iron casting EN-GJL-150
		Shaft	Stainless steel EN-X6Cr13
Cable		Rubber, NSSHÖU	
Discharge Connection		Inside thread, JIS10K flange	
Optional Accessories		Guide rail fitting "TOK" for small pumps	



## Dimensions in mm:

Model	A	B	D	H
50UA2.4	236	102	187	450

W1: lowest running water level

Please mind: discharge bend, duck foot bend and stand set are accessories and must be ordered separately